



GREEN AREA WATER & SANITARY AUTHORITY

Water Leak Credit Request



Per Green Area Water & Sanitary Authority Water Service Ordinance #2000-3-1, customers are responsible for all water consumption on the customer side of the water meter. As such, consumption charges for water leaks that originate on the customer side of the water meter are the responsibility of the customer.

However, to provide assistance and promote goodwill, the Authority may consider crediting a water utility customer's account per policy noted in Ordinance #2000-3-1 (rental tenants not eligible for credit). For credit consideration, the water customer account holder **must complete Section 1 below**:

SECTION 1 - TO BE COMPLETED BY THE CUSTOMER

UTILITY CUSTOMER INFORMATION		(Please type or print clearly)	
Customer Name: Sam K Wagner		Service Address: 110/112 shaffer ct roseburg, OR 97471	
Daytime Phone: 541-729-5079	Account Number: 666000		
REPAIR DATE	LEAK REPAIR RECEIPTS - PLEASE ATTACH		
Date Leak Repaired: 7/25/2025	<input type="checkbox"/> Attached		
Brief Description of Leak Failure and Repair: <small>a 90 degree elbow busted at the corner of the house. It was a \$25 parts repair which I did myself. I was out of town when I got notice from the renter about the leak and also got a notice from you on either 7/21 or 7/22. The quickest I could get it fixed was 7/25. I appreciate any help possible. thanks, Sam</small>			
I certify that I am the account holder and that the leak has been repaired. I request that Green Area Water & Sanitary Authority consider my request for a water leak credit.			
Customer Signature <u><i>Sam Wagner</i></u>		Date 8/6/2025	

SECTION 2 - TO BE COMPLETED BY AUTHORITY BILLING DEPT

Date Form Received: 8/27/25	Meter Read Date to use for Water Leak Credit Evaluation: 5/10 - 8/10/25	If Credit Granted, Utility Bill Anticipated to Show the Credit Amount:
Estimated leak period based on consumption history (attach service history):	8/1/25 - 7/25/25	
Estimated normal billing during leak period:	322.85	Leak month billing: 1,061.00
Past average normal billing in same billing cycle (or est avg billing if less than 1 yr of svc):	(322.85)	
<small>(NOTE: if estimating average consumption, attach calculation documentation)</small>		
Estimated leak billing of the leak billing period divided by 2=	738.15 / 2 = 369.07	
Leak gallons vs. normal usage gallons:	340,000 vs 81,000 gallons	
Calculated water leak credit amount:	369.07	
Reviewer's Initials: DC	Approver's Initials:	<input type="checkbox"/> Credit Granted <input type="checkbox"/> Credit Denied
		If Leak Credit Granted: Date Applied: _____ Initials: _____

MINUTES OF THE GREEN AREA WATER & SANITARY AUTHORITY
BOARD OF DIRECTORS MEETING
September 11, 2025

BOARD DIRECTORS PRESENT:

Tracey Parker, Chair
Steve Lusch, Secretary
Brenda Kingry, Treasurer
Carolyn White

BOARD DIRECTORS ABSENT:

Tom Fullbright

GAWSA STAFF PRESENT:

David Campos, General Manager
Alan Paulson, Operations Manager
Shannon Miller, Collection System Supervisor

ALSO PRESENT:

Chris Sherlock, Wastewater Treatment Plant Superintendent

Board Chair Tracey Parker called the meeting to order at 5:00pm.

Consent Agenda

The Board reviewed and considered leak adjustment requests for customers Dawn Nelson and Linda Parshall. After review Director Steve Lusch made a motion to approve leak adjustment credits in the amounts of \$57.00 and \$116.85, respectively. The adjustment credits reflect half of billed amounts attributable to water leaks. Director Brenda Kingry seconded the motion. The motion passed unanimously.

Consideration of Minutes and Accounts Payable

Director Kingry made a motion to approve the August regular board meeting minutes and accounts payable. Director Carolyn White seconded the motion. The motion passed unanimously.

General Manager's Report

David Campos provided an update on the office remodel, noting that interior painting has been completed, however the contractor did not submit a payment request for the month, so next month's payment request will include work completed in August and September.

David stated that Chris Sherlock gave Dyer Partnership Engineers a tour of the wastewater treatment plant. Overall, Dyer was very impressed with the condition of the plant considering its age, which was a complement to plant staff diligent maintenance. It was discussed that certain larger-scale projects at the plant were out of Dyer's scope, but they were willing to reach out to Carollo Engineers to establish a relationship to lend support to Carollo wherever possible.

David informed the Board that administrative staff have begun preliminary work on new rules and regulations for GAWSA. This will be a significant project and it will be GAWSA's first official ordinance,

MINUTES OF THE GREEN AREA WATER & SANITARY AUTHORITY
BOARD OF DIRECTORS MEETING
September 11, 2025

which will combine water and sewer regulations and make improvements on existing policies. The new rules and regulations will need to be adopted before GAWSA can enact any rate changes.

Sanitary Operations Report

Operations Manager Alan Paulson delivered the report on sanitary operations. Alan stated that we had a sanitary sewer overflow of less than 50 gallons, due to an air relief valve leak at G4 pumpstation.

Water Operations Report

Alan delivered the report on water operations. Alan informed the Board the water treatment plant has ongoing issues with one of the air compressors. Staff are looking into options for replacement. Alan stressed the importance of properly functioning compressors for operation of the treatment plant.

Alan added that Douglas County was recently doing asphalt overlay in the district, and covered some of our valves in the process, so staff will be uncovering those.

Wastewater Treatment Facility Report

Chris Sherlock spoke with Dyer Partnership Engineers, after they toured the plant, about designing a new hoist system for the influent pumps.

Chris informed the Board that the plant took in another diesel dump, and between plant staff and GAWSA staff, we have narrowed down the area where the diesel came from. Discussion followed.

Chris added that there were several power outages at the plant due to Pacific Power's sensitivity settings.

Chris presented a purchase request for new influent pumps for the wastewater treatment plant. Director Lusch asked if bids were solicited for the pumps purchase. Chris indicated that bids were not solicited, but he recommended using Flygt pumps for the replacement. Director Lusch recommended that we follow the sole source process for this purchase. Discussion followed. David will confirm the correct process with legal counsel and revisit this at next month's meeting.

Chairperson Parker asked Alan about the purchase of a new dump truck. Alan replied that staff is searching for a lightly used 3-5 yard dump truck with a cost under \$50,000.

There being no further business before the Board, Director Kingry made a motion to adjourn the meeting. Director Lusch seconded the motion. The motion passed unanimously, and the meeting was adjourned at 5:28pm.

Board Member

Tracey Parker, Board Chair

Green Area Water & Sanitary Authority
GAWSA Expense Detail
September 2025

Type	Date	Num	Name	Memo	Debit	Credit	Balance
506-1 · Health Ins Benefits- WA							
Check	09/12/2025	12118	SDIS	October health and supplemental ins premiums	5,020.08		5,020.08
Total 506-1 · Health Ins Benefits- WA					5,020.08	0.00	5,020.08
506-2 · Health Ins Benefits - SA							
Check	09/12/2025	12118	SDIS	October health and supplemental ins premiums	5,020.08		5,020.08
Total 506-2 · Health Ins Benefits - SA					5,020.08	0.00	5,020.08
512-1 · Legal Fees - WAdmin							
Check	09/12/2025	12112	NORTHWEST LOCAL GOVERNMENT L...	Inv #14098 / consulting on contracting process	85.50		85.50
Total 512-1 · Legal Fees - WAdmin					85.50	0.00	85.50
512-2 · Legal Fees - SAdmin							
Check	09/12/2025	12112	NORTHWEST LOCAL GOVERNMENT L...	Inv #14098 / consulting on contracting process	85.50		85.50
Total 512-2 · Legal Fees - SAdmin					85.50	0.00	85.50
515-1 · Office Supplies - WA							
Check	09/12/2025	12097	AMAZON CAPITAL SERVICES, INC.	Inv #1CTF-7FKK-9HCC / copy paper, binding combs	48.59		48.59
Check	09/12/2025	12102	CANON FINANCIAL SERVICES, INC.	Inv #41679800 / Office copier lease pmt + usage	75.34		123.93
Check	09/22/2025	12130	QUILL	Inv #44901570 / coffee, creamer pods, post-its, pens, calc tape	41.19		165.12
Check	09/22/2025	12130	QUILL	Inv #44907562 / white-out correction tape	3.42		168.54
Check	09/22/2025	12130	QUILL	Inv #45015619 / sortkwik, copy paper, blue cardstock, highlighters	34.54		203.08
Check	09/22/2025	12130	QUILL	Inv #45289071 / swiffer wet refills, toner, front counter candy	44.19		247.27
Total 515-1 · Office Supplies - WA					247.27	0.00	247.27
515-2 · Office Supplies - SA							
Check	09/12/2025	12097	AMAZON CAPITAL SERVICES, INC.	Inv #1CTF-7FKK-9HCC / copy paper, binding combs	48.60		48.60
Check	09/12/2025	12102	CANON FINANCIAL SERVICES, INC.	Inv #41679800 / Office copier lease pmt + usage	75.35		123.95
Check	09/22/2025	12130	QUILL	Inv #44901570 / coffee, creamer pods, post-its, pens, calc tape	41.22		165.17
Check	09/22/2025	12130	QUILL	Inv #44907562 / white-out correction tape	3.42		168.59
Check	09/22/2025	12130	QUILL	Inv #45015619 / sortkwik, copy paper, blue cardstock, highlighters	34.54		203.13
Check	09/22/2025	12130	QUILL	Inv #45289071 / swiffer wet refills, toner, front counter candy	44.19		247.32
Total 515-2 · Office Supplies - SA					247.32	0.00	247.32
516-1 · Communication & IT							
Check	09/03/2025	12096	STREAMLINE	Inv #48B9D624-0018 / Streamline flex website fee 1 year	2,490.00		2,490.00
Check	09/12/2025	12107	DOUGLAS FAST NET	Water office phone/fax/internet - Sept	147.90		2,637.90
Check	09/12/2025	12120	SYSTECH CONSULTING, LLC	Inv #22242 / Managed service plan - Aug	465.00		3,102.90
Paycheck	09/30/2025	DD2369	Campos, David M	Direct Deposit	50.00		3,152.90
Total 516-1 · Communication & IT					3,152.90	0.00	3,152.90
516-2 · Communication & IT - S							
Check	09/03/2025	12096	STREAMLINE	Inv #48B9D624-0018 / Streamline flex website fee 1 year	2,490.00		2,490.00
Check	09/12/2025	12107	DOUGLAS FAST NET	Sewer office phone/fax/internet - Sept	296.56		2,786.56
Check	09/12/2025	12120	SYSTECH CONSULTING, LLC	Inv #22242 / Managed service plan - Aug	465.00		3,251.56
Total 516-2 · Communication & IT - S					3,251.56	0.00	3,251.56
517-1 · Utilities- WA							
Check	09/12/2025	12099	AVISTA UTILITIES	Natural gas service water office 7/23 - 8/21	20.50		20.50
Check	09/12/2025	12116	PACIFIC POWER	Water office electricity 7/1 - 8/1	303.34		323.84
Check	09/23/2025	12134	PACIFIC POWER	Water office electricity 8/1 - 9/2	304.61		628.45
Total 517-1 · Utilities- WA					628.45	0.00	628.45
517-2 · Utilities- SA							
Check	09/12/2025	12099	AVISTA UTILITIES	Natural gas service sewer office 7/23 - 8/21	20.50		20.50
Check	09/12/2025	12116	PACIFIC POWER	Sewer office electricity 7/1 - 8/1	219.10		239.60
Check	09/23/2025	12134	PACIFIC POWER	Sewer office electricity 8/1 - 9/2	130.84		370.44
Total 517-2 · Utilities- SA					370.44	0.00	370.44

Green Area Water & Sanitary Authority
GAWSA Expense Detail
September 2025

Type	Date	Num	Name	Memo	Debit	Credit	Balance
518-1 · R & M Office - WA							
Check	09/12/2025	12108	EXODUS PEST CONTROL	Inv #83871 / Water office pest control	32.00		32.00
Check	09/12/2025	12114	OREGON LINEN	Inv #1272727 / Rug service water office	80.61		112.61
Check	09/22/2025	12126	EXODUS PEST CONTROL	Inv #84679 / Water office pest control	32.00		144.61
Total 518-1 · R & M Office - WA					144.61	0.00	144.61
518-2 · R & M Office - SA							
Check	09/12/2025	12119	STAPEL PEST SOLUTIONS	Inv #58062 / August pest control - sewer office	45.00		45.00
Total 518-2 · R & M Office - SA					45.00	0.00	45.00
522-1 · Travel & Training - WA							
Check	09/12/2025	12101	BASSETT-HYLAND ENERGY	Inv #CL37614 / admin vehicle fuel 8/16 - 8/31	15.11		15.11
Check	09/12/2025	12101	BASSETT-HYLAND ENERGY	Inv #CL37614 / admin vehicle fuel 8/16 - 8/31	15.12		30.23
Total 522-1 · Travel & Training - WA					30.23	0.00	30.23
526-2 · Rental Property Maintenance							
Check	09/12/2025	12116	PACIFIC POWER	Holgate rental electricity 7/1 - 8/1	78.63		78.63
Check	09/12/2025	12116	PACIFIC POWER	Harmony rental electricity 7/1 - 8/1	27.44		106.07
Check	09/12/2025	12116	PACIFIC POWER	Holgate Irrigation electricity 7/1 - 8/1	1,256.84		1,362.91
Check	09/23/2025	12134	PACIFIC POWER	Holgate rental electricity 8/1 - 9/2	74.67		1,437.58
Check	09/23/2025	12134	PACIFIC POWER	Harmony rental electricity 8/1 - 9/2	26.88		1,464.46
Check	09/23/2025	12134	PACIFIC POWER	Holgate Irrigation electricity 8/1 - 9/2	1,470.98		2,935.44
Total 526-2 · Rental Property Maintenance					2,935.44	0.00	2,935.44
532-1 · IVR System Costs - WA							
Check	09/12/2025	12105	CONTINENTAL UTILITY SOLUTIONS, INC.	Inv # T15398 / IVR tech monthly fee and usage - June	46.92		46.92
Check	09/12/2025	12105	CONTINENTAL UTILITY SOLUTIONS, INC.	Inv #T15534 / IVR tech monthly fee and usage - July	47.15		94.07
Check	09/12/2025	12105	CONTINENTAL UTILITY SOLUTIONS, INC.	Inv #T15719 / IVR tech monthly fee and usage - Aug	47.82		141.89
Check	09/12/2025	12105	CONTINENTAL UTILITY SOLUTIONS, INC.	Inv #T15719 / IVR tech monthly fee and usage - Aug	47.83		189.72
Total 532-1 · IVR System Costs - WA					189.72	0.00	189.72
532-2 · IVR System Costs - SA							
Check	09/12/2025	12105	CONTINENTAL UTILITY SOLUTIONS, INC.	Inv # T15398 / IVR tech monthly fee and usage - June	46.93		46.93
Check	09/12/2025	12105	CONTINENTAL UTILITY SOLUTIONS, INC.	Inv #T15534 / IVR tech monthly fee and usage - July	47.15		94.08
Total 532-2 · IVR System Costs - SA					94.08	0.00	94.08
533-1 · Merchant Service Fees - WA							
Check	09/12/2025	12105	CONTINENTAL UTILITY SOLUTIONS, INC.	Inv #T15627 / Merchant service fees - July	1,113.62		1,113.62
Check	09/12/2025	12105	CONTINENTAL UTILITY SOLUTIONS, INC.	Inv #T15812 / Merchant service fees - Aug	1,218.14		2,331.76
Total 533-1 · Merchant Service Fees - WA					2,331.76	0.00	2,331.76
533-2 · Merchant Service Fees - SA							
Check	09/12/2025	12105	CONTINENTAL UTILITY SOLUTIONS, INC.	Inv #T15627 / Merchant service fees - July	1,113.63		1,113.63
Check	09/12/2025	12105	CONTINENTAL UTILITY SOLUTIONS, INC.	Inv #T15812 / Merchant service fees - Aug	1,218.15		2,331.78
Total 533-2 · Merchant Service Fees - SA					2,331.78	0.00	2,331.78
535-1 · Contract Services - Meter Reads							
Check	09/12/2025	12111	METEREADERS, LLC	Inv #11908 / August meter readings	3,354.75		3,354.75
Total 535-1 · Contract Services - Meter Reads					3,354.75	0.00	3,354.75
606-1 · Health Ins. Benefits - WO							
Check	09/12/2025	12118	SDIS	October health and supplemental ins premiums	13,812.97		13,812.97
Total 606-1 · Health Ins. Benefits - WO					13,812.97	0.00	13,812.97
606-2 · Health Ins. Benefits - SO							
Check	09/12/2025	12118	SDIS	October health and supplemental ins premiums	6,854.35		6,854.35
Total 606-2 · Health Ins. Benefits - SO					6,854.35	0.00	6,854.35

Green Area Water & Sanitary Authority
GAWSA Expense Detail
 September 2025

Type	Date	Num	Name	Memo	Debit	Credit	Balance
610-1 · Vehicle/Equipment O & M - WO							
Check	09/12/2025	12097	AMAZON CAPITAL SERVICES, INC.	Inv #19VV-RG7J-PPWQ / PO 18846 / camlock for vac trailer	36.10		36.10
Check	09/12/2025	12098	NAPA AUTO PARTS	Inv #959386 / PO 18826 / oil for vac trailer	25.88		61.98
Check	09/12/2025	12098	NAPA AUTO PARTS	Inv #960530 / PO 18843 / NAPA truck battery	129.14		191.12
Check	09/12/2025	12101	BASSETT-HYLAND ENERGY	Inv #CL37215 / trucks and equipment fuel 8/1 - 8/15	200.38		391.50
Check	09/12/2025	12101	BASSETT-HYLAND ENERGY	Inv #CL37614 / trucks and equipment fuel 8/16 - 8/31	304.65		696.15
Check	09/12/2025	12110	INDUSTRIAL TIRE SERVICE	Inv #130097993 / PO 18854 / backhoe rear tire repair	117.32		813.47
Check	09/12/2025	12110	INDUSTRIAL TIRE SERVICE	Inv #130097986 / PO 18853 / backhoe front tire repair	64.50		877.97
Check	09/22/2025	12125	BASSETT-HYLAND ENERGY	Inv #CL38009 / trucks and equipment fuel 9/1 - 9/15	416.86		1,294.83
Check	09/22/2025	12129	INDUSTRIAL TIRE SERVICE	Inv #130097907 / PO 18857 / backhoe new tires	3,445.00		4,739.83
Total 610-1 · Vehicle/Equipment O & M - WO					4,739.83	0.00	4,739.83
610-2 · Vehicle/Equipment O & M - SO							
Check	09/12/2025	12101	BASSETT-HYLAND ENERGY	Inv #CL37215 / trucks and equipment fuel 8/1 - 8/15	219.74		219.74
Check	09/12/2025	12101	BASSETT-HYLAND ENERGY	Inv #CL37614 / trucks and equipment fuel 8/16 - 8/31	358.73		578.47
Check	09/22/2025	12125	BASSETT-HYLAND ENERGY	Inv #CL38009 / trucks and equipment fuel 9/1 - 9/15	156.11		734.58
Total 610-2 · Vehicle/Equipment O & M - SO					734.58	0.00	734.58
611-1 · Dues/Fees/Subscriptions- WO							
Check	09/12/2025	12113	ONE CALL CONCEPTS, INC.	Inv #5080700 / August locate tickets	33.88		33.88
Total 611-1 · Dues/Fees/Subscriptions- WO					33.88	0.00	33.88
611-2 · Dues/Fees/Subscriptions- SO							
Check	09/12/2025	12113	ONE CALL CONCEPTS, INC.	Inv #5080700 / August locate tickets	33.88		33.88
Total 611-2 · Dues/Fees/Subscriptions- SO					33.88	0.00	33.88
612-1 · Communication & IT - Ops							
Check	09/12/2025	12107	DOUGLAS FAST NET	Carnes shop internet - Sept	86.39		86.39
Check	09/12/2025	12107	DOUGLAS FAST NET	WTP phone/fax/internet/alarm line - Sept	133.24		219.63
Check	09/12/2025	12122	VERIZON WIRELESS	Inv #6121460728 / tablet line	48.66		268.29
Paycheck	09/30/2025	DD2370	Carlson, Trev W	Direct Deposit	50.00		318.29
Paycheck	09/30/2025	DD2374	Hope, Will T	Direct Deposit	50.00		368.29
Paycheck	09/30/2025	DD2375	Manson, Joshua T.	Direct Deposit	50.00		418.29
Paycheck	09/30/2025	DD2377	Paulson, Alan D.	Direct Deposit	50.00		468.29
Paycheck	09/30/2025	DD2378	Radford, Daniel L.	Direct Deposit	50.00		518.29
Paycheck	09/30/2025	DD2380	Wolford, Jeremy J.	Direct Deposit	50.00		568.29
Total 612-1 · Communication & IT - Ops					568.29	0.00	568.29
612-2 · Communication & IT - SO							
Check	09/12/2025	12120	SYSTECH CONSULTING, LLC	Inv #22242 / copy and transfer hard drive data	63.75		63.75
Check	09/12/2025	12122	VERIZON WIRELESS	Inv #6121460728 / second tablet line	23.67		87.42
Paycheck	09/30/2025	DD2371	Chasteen, Matthew S.	Direct Deposit	50.00		137.42
Paycheck	09/30/2025	DD2376	Miller, Shannon L.	Direct Deposit	50.00		187.42
Total 612-2 · Communication & IT - SO					187.42	0.00	187.42
614-1 · Safety Equipment - WO							
Check	09/22/2025	12128	INDUSTRIAL SOURCE	Inv #2474904 / PO 18859 / foam ear plugs	73.40		73.40
Total 614-1 · Safety Equipment - WO					73.40	0.00	73.40
615-1 · Misc Expense - WO							
Check	09/22/2025	12130	QUILL	Inv #44901570 / gel pens	7.04		7.04
Total 615-1 · Misc Expense - WO					7.04	0.00	7.04
621-1 · R & M - Dist Shop							
Check	09/12/2025	12123	Carnes Road Site	Inv #334577 / Carnes Rd. shop 200G dumpster	97.58		97.58
Check	09/12/2025	12123	Carnes Road Site	Inv #337667 / Carnes Rd. shop 200G dumpster	95.71		193.29
Total 621-1 · R & M - Dist Shop					193.29	0.00	193.29

Green Area Water & Sanitary Authority
GAWSA Expense Detail
September 2025

Type	Date	Num	Name	Memo	Debit	Credit	Balance
622-1 · Tools & Supplies - Distribution							
Check	09/12/2025	12098	NAPA AUTO PARTS	Inv #959386 / PO 18826 / Truck wash brush	24.69		24.69
Check	09/12/2025	12106	DOUGLAS CO. FARMERS CO-OP	Inv #73415 / PO 18844 / mixed fuel, wasp spray	67.95		92.64
Check	09/12/2025	12106	DOUGLAS CO. FARMERS CO-OP	Inv #73565 / PO 18848 / cleaning supplies	24.57		117.21
Check	09/12/2025	12109	FLURY SUPPLY	Inv #4320 / PO 18832 / suction fittings for Vac trailer	152.99		270.20
Check	09/12/2025	12115	OREGON TOOL & SUPPLY	Inv #461528 / PO 18830 / fitting for vac pressure wand	2.55		272.75
Check	09/22/2025	12127	CORIX WATER PRODUCTS, INC.	Inv #U2516027400 / PO 18800 / Blue monster thread tape	23.52		296.27
Check	09/22/2025	12128	INDUSTRIAL SOURCE	Inv #2474904 / PO 18859 / Wire brush, wire wheel, hazmat fee	53.37		349.64
Total 622-1 · Tools & Supplies - Distribution					349.64	0.00	349.64
624-1 · Utilities - Water Dist WO							
Check	09/12/2025	12099	AVISTA UTILITIES	Natural gas service Highland PS 7/23- 8/21	21.80		21.80
Check	09/12/2025	12099	AVISTA UTILITIES	Natural gas service Carnes Shop 7/23- 8/21	42.15		63.95
Check	09/12/2025	12116	PACIFIC POWER	Tipton PS/Roseburg intertie electricity 7/14 - 8/13	95.74		159.69
Check	09/12/2025	12116	PACIFIC POWER	Carnes shop electricity 7/1 - 8/1	205.16		364.85
Check	09/12/2025	12116	PACIFIC POWER	Highland Vista PS electricity 7/1 - 8/1	410.49		775.34
Check	09/12/2025	12116	PACIFIC POWER	Glengary PS electricity 7/2 - 8/4	51.27		826.61
Check	09/23/2025	12134	PACIFIC POWER	Tipton PS/Roseburg intertie electricity 8/13 - 9/12	95.74		922.35
Check	09/23/2025	12134	PACIFIC POWER	Carnes shop electricity 8/1 - 9/2	230.17		1,152.52
Check	09/23/2025	12134	PACIFIC POWER	Highland Vista PS electricity 8/1 - 9/2	418.77		1,571.29
Check	09/23/2025	12134	PACIFIC POWER	Glengary PS electricity 8/4 - 9/3	49.58		1,620.87
Total 624-1 · Utilities - Water Dist WO					1,620.87	0.00	1,620.87
626-1 · Water Samples - WO							
Check	09/12/2025	12121	UMPQUA RESEARCH	Inv #M079596 / 2 disinfection byproducts tests	594.00		594.00
Check	09/12/2025	12121	UMPQUA RESEARCH	Inv #M079621 / 8 coliform tests	240.00		834.00
Check	09/12/2025	12121	UMPQUA RESEARCH	Inv #M079687 / 2 TOC tests, 1 Alkalinity test	156.60		990.60
Check	09/12/2025	12121	UMPQUA RESEARCH	Inv #M080083 / 2 TOC tests, 1 Alkalinity test	156.60		1,147.20
Check	09/12/2025	12121	UMPQUA RESEARCH	Inv #M079997 / 8 coliform tests	240.00		1,387.20
Total 626-1 · Water Samples - WO					1,387.20	0.00	1,387.20
627-1 · Backflow Tests- WO							
Check	09/12/2025	12100	BACKFLOW SPECIALTIES	Inv #1052123 / 1 non-comp BF test	55.00		55.00
Check	09/12/2025	12117	POPEYE'S PUMP & BACKFLOW	Inv #21796 / 658 Harmony Dr backflow tests	180.00		235.00
Check	09/23/2025	12135	POPEYE'S PUMP & BACKFLOW	Inv #21974 / 5 noncomp backflow tests	300.00		535.00
Total 627-1 · Backflow Tests- WO					535.00	0.00	535.00
628-1 · Inventory Adjustment W							
Check	09/12/2025	12104	CONSOLIDATED SUPPLY CO.	Inv #S012526414.001 / PO 18839 / Poly pipe inserts	568.70		568.70
Check	09/22/2025	12127	CORIX WATER PRODUCTS, INC.	Inv #U2516027060 / PO 18799 / 6" MJ fitting	177.77		746.47
Check	09/22/2025	12127	CORIX WATER PRODUCTS, INC.	Inv #U2516027711 / PO 18801 / 4" C-900 pvc pipe	122.60		869.07
Check	09/22/2025	12127	CORIX WATER PRODUCTS, INC.	Inv #U2516028179 / PO 18806 / 12 3/4" angle ball valves	1,644.60		2,513.67
Check	09/22/2025	12127	CORIX WATER PRODUCTS, INC.	Inv #U2516029972 / PO 18817 / PE CTS pipe, brass nipples, clamps, valves for stock	5,140.71		7,654.38
Check	09/22/2025	12127	CORIX WATER PRODUCTS, INC.	Inv #U2516029973 / PO 18818 / Brass couplings for stock	754.40		8,408.78
Check	09/22/2025	12127	CORIX WATER PRODUCTS, INC.	Inv #U2516029974 / PO 18819 / ROMAC repair clamp for stock	378.69		8,787.47
Check	09/22/2025	12127	CORIX WATER PRODUCTS, INC.	Inv #U2516029977 / PO 18820 / 50 zenner meters	3,365.50		12,152.97
Check	09/22/2025	12127	CORIX WATER PRODUCTS, INC.	Inv #U2516030795 / PO 18824 / 2" gate valve	594.08		12,747.05
Check	09/22/2025	12127	CORIX WATER PRODUCTS, INC.	Inv #U2516032338 / PO 18840 / 300 ft 3/4" blue poly pipe	282.00		13,029.05
Check	09/22/2025	12131	ROCK-IT MAN TRUCKING	Inv #392861 / PO 18858 / haul crushed rock for stock pile	330.00		13,359.05
Check	09/22/2025	12132	UMPQUA SAND AND GRAVEL	Inv #4012223 / PO 18860 / Crushed rock for inventory 50.17 ton	639.67		13,998.72
Total 628-1 · Inventory Adjustment W					13,998.72	0.00	13,998.72
635-1 · Replace Lines - WO							
Check	09/12/2025	12124	THE DYER PARTNERSHIP ENGINEERS...	Inv #40401 / Grant Smith Rd waterline engineering, meetings with staff	6,068.40		6,068.40
Check	09/12/2025	12124	THE DYER PARTNERSHIP ENGINEERS...	Inv #40482 / Grant Smith Rd waterline engineering, meetings with staff	2,495.00		8,563.40
Total 635-1 · Replace Lines - WO					8,563.40	0.00	8,563.40

Green Area Water & Sanitary Authority
GAWSA Expense Detail
 September 2025

Type	Date	Num	Name	Memo	Debit	Credit	Balance
642-2 · Tools & Supplies - SO							
Check	09/12/2025	12097	AMAZON CAPITAL SERVICES, INC.	Inv #1VTV-PWDP-GRWX / PO 18847 / Hydrocarbon test strips	58.00		58.00
Check	09/12/2025	12098	NAPA AUTO PARTS	Inv #960530 / PO 18843 / Armour All wipes	6.26		64.26
Check	09/12/2025	12106	DOUGLAS CO. FARMERS CO-OP	Inv #73238 / PO 18842 / shovels	29.98		94.24
Check	09/12/2025	12115	OREGON TOOL & SUPPLY	Inv #876617 / PO 18845 / 18' pry bars for flusher trucks	75.90		170.14
Total 642-2 · Tools & Supplies - SO					170.14	0.00	170.14
647-2 · G4 Pumpstation - SO							
Check	09/12/2025	12107	DOUGLAS FAST NET	G4 pumpstation alarm line - Sept	15.04		15.04
Check	09/12/2025	12116	PACIFIC POWER	G4 PS electricity 7/1 - 8/1	1,670.12		1,685.16
Check	09/23/2025	12134	PACIFIC POWER	G4 PS electricity 8/1 - 9/2	1,810.80		3,495.96
Total 647-2 · G4 Pumpstation - SO					3,495.96	0.00	3,495.96
648-2 · O&M Pumpstations - SO							
Check	09/12/2025	12116	PACIFIC POWER	Oak Creek PS electricity 7/1 - 8/1	54.42		54.42
Check	09/12/2025	12116	PACIFIC POWER	Briarwood PS electricity 7/1 - 8/1	31.40		85.82
Check	09/23/2025	12134	PACIFIC POWER	Oak Creek PS electricity 8/1 - 9/2	54.70		140.52
Check	09/23/2025	12134	PACIFIC POWER	Briarwood PS electricity 8/1 - 9/2	32.14		172.66
Total 648-2 · O&M Pumpstations - SO					172.66	0.00	172.66
700-1 · WTP R & M							
Check	09/22/2025	12127	CORIX WATER PRODUCTS, INC.	Inv #U2516028857 / PO 18812 / Parts for CIP line repair	1,145.72		1,145.72
Check	09/22/2025	12133	UNIT PROCESS COMPANY	Inv #22055047348 / PO 18850 / solenoids for control valves	1,683.55		2,829.27
Check	09/22/2025	12133	UNIT PROCESS COMPANY	Inv #22055047362 / PO 18852 / solenoids for control valves	1,193.51		4,022.78
Total 700-1 · WTP R & M					4,022.78	0.00	4,022.78
701-1 · WTP Tools & Supplies							
Check	09/12/2025	12102	CANON FINANCIAL SERVICES, INC.	Inv #41679800 / WTP copier lease pmt + usage	108.65		108.65
Check	09/12/2025	12106	DOUGLAS CO. FARMERS CO-OP	Inv #K29549 / PO 18838 / CIP parts for WTP	161.28		269.93
Total 701-1 · WTP Tools & Supplies					269.93	0.00	269.93
702-1 · WTP Utilities							
Check	09/12/2025	12116	PACIFIC POWER	WTP electricity 7/1 - 8/1	17,177.87		17,177.87
Check	09/23/2025	12134	PACIFIC POWER	WTP electricity 8/1 - 9/2	17,446.19		34,624.06
Total 702-1 · WTP Utilities					34,624.06	0.00	34,624.06
712-2 · O&M Regional WWTP							
Check	09/12/2025	12103	CITY OF WINSTON	WWTP Personal services - July 2025	53,617.72		53,617.72
Total 712-2 · O&M Regional WWTP					53,617.72	0.00	53,617.72
TOTAL					179,633.48	0.00	179,633.48

GREEN AREA WATER & SANITARY AUTHORITY

Plant Expense Detail

September 30, 2025

Expense	Check	Name	Memo	Amount
650-2 · O & M Regional WWTP				
71-0110 · Office Supplies				
	15350	Amazon Capital Services	Inv: 1WL9-FXJ6-HTP7 / Shop towels, paper, ink maintenance box, ring labels	300.00
	15352	Batteries Plus #208	Inv: P85383390 / Batteries	33.04
	15361	Sierra Springs	Inv: 21794497 091325 / Cooler, bottled water service	71.94
Total 71-0110 · Office Supplies				<u>404.98</u>
71-0120 · Tools & Spare Parts				
	15350	Amazon Capital Services	Inv: 1TG9-YJXK-NR1H / Solder gun kit, cleaner, button remote start kit, cruise control kit, TV, ...	1,227.86
	15357	Grainger	Inv: 9635534754 / UV Scanner	423.48
	15365	Walker Process Equipment	Inv: INV028154 / Power flame blast tube assembly	5,867.73
Total 71-0120 · Tools & Spare Parts				<u>7,519.07</u>
71-0130 · Equipment Maintenance/Repair				
	15358	Les Schwab Tires	Inv: 70300730296 / Alignment, install sensors	369.94
	15358	Les Schwab Tires	Inv: 70300731318 / Install lower ball joints	481.98
	15363	Umpqua Valley Tractor	Inv: UVT-115286 / Rebuild transmission	1,389.12
	15363	Umpqua Valley Tractor	Inv: UVT-1048852 / Assembly joint	501.81
Total 71-0130 · Equipment Maintenance/Repair				<u>2,742.85</u>
71-0140 · Equipment Operation & Material				
	15350	Amazon Capital Services	Inv: 1JYP-7P4N-79R3 / Button remote start kit	229.99
	15358	Les Schwab Tires	Inv: 76600178296 / Tires	1,561.92
	15360	Sherwin-Williams Company	Ref No: 43651 / Epoxy	1,936.56
Total 71-0140 · Equipment Operation & Material				<u>3,728.47</u>
71-0160 · Phone				
	15353	CenturyLink	Security gate phone line: 9/12-10/11	46.22
Total 71-0160 · Phone				<u>46.22</u>
71-0190 · Building Maintenance				
	15354	Coopers Pest Control	Inv: 56609 / Pest control-September	115.00
	15355	Douglas County Solid Waste	Inv: 772406 / Grit and screenings	104.34
	15366	Yaeger's Plumbing, Inc.	Inv: 39396 / Replace RP device and pressure regulator	7,751.70
Total 71-0190 · Building Maintenance				<u>7,971.04</u>
71-0200 · Electricity				
	15359	Pacific Power	Utilities: 8/4-9/3	10,916.96
Total 71-0200 · Electricity				<u>10,916.96</u>

GREEN AREA WATER & SANITARY AUTHORITY

Plant Expense Detail

September 30, 2025

Check	Name	Memo	Amount
71-0205 · Natural Gas			
15351	Avista Utilities	Natural gas service: 8/21-9/23	146.29
Total 71-0205 · Natural Gas			<u>146.29</u>
71-0210 · Water & Other Utilities			
15356	GAWSA	Water service: 8/10-9/10	363.55
Total 71-0210 · Water & Other Utilities			<u>363.55</u>
71-0240 · Lab			
15362	Umpqua Research Company	Inv: M080445 / Testing	1,000.00
15364	USABlueBook	Inv: INV00822453 / Lab materials	619.96
15364	USABlueBook	Inv: INV00831562 / Dechlorination pump	3,447.75
15364	USABlueBook	Inv: INV00826240 / Lab materials	38.85
Total 71-0240 · Lab			<u>5,106.56</u>
Total 650-2 · O & M Regional WWTP			<u>38,945.99</u>
Total Expense			<u>38,945.99</u>

GREEN AREA WATER & SANITARY AUTHORITY
GENERAL MANAGER'S REPORT
October 9, 2025

Resolution 2025-10-01, Authorizing Sole Source Procurement of Flygt Pumps

As was discussed at September's meeting, three influent pumps need to be replaced at the wastewater facility. Chris recommended that we purchase Flygt pumps to replace the almost 50-year-old pumps. Staff has determined that the sole source procurement of the pumps is justified and is in the best interest of GAWSA and the City of Winston for the operation of the facility. A justification is submitted with the Resolution, for Board approval.

Office Remodel

The new lighting and ceiling were recently completed. Systech Consulting installed IT network cabling. Cabinetry and interior glass are currently being installed, and exterior paint will be going on soon. Zerbach Construction has submitted Pay Request No. 2, for work completed in August and September, in the amount of \$71,795.80 less retainage of \$3,589.79, which has been reviewed by Rogers Engineering. Staff recommends Board approval of Pay Request No. 2, in the amount \$68,206.01

Krohn Lane Property Lease

I have included a renewal for a 12-month lease to Happy Hills Tree Service for the property at 3834 Krohn Lane. The lease amount is \$100 per month. The previous lease expired March 31, 2025, but this property lease slipped by admin staff, including myself.

CUSI Billing System AI Beta Testing

GAWSA admin staff were invited to participate in Beta testing of a new AI Support Chat Bot for our utility billing system. Staff will utilize the support bot for questions and then report feedback to CUSI to further develop and improve the new feature before it is rolled out to all users of the billing platform.

Dyer Partnership Engineers

The Construction Contract documents for the Grant Smith Rd waterline project are being reviewed by legal counsel. After review, Dyer will begin soliciting bids for the project. I met with Dyer to discuss the capital improvement plan, and we expect an initial draft of the plan soon.

GREEN AREA WATER AND SANITARY AUTHORITY

RESOLUTION NO. 2025-10-01

RESOLUTION TO AUTHORIZE SOLE SOURCE PROCUREMENT OF WATER AND WASTEWATER SUBMERSIBLE PUMPS

WHEREAS, the Green Area Water & Sanitary Authority (GAWSA) jointly owns and operates the Winston-Green Regional Wastewater Treatment Plant (The Plant) with the City of Winston; and

WHEREAS, The original influent pumps, installed with construction of The Plant, have been in operation for 48 years but are failing after several rebuilds; and

WHEREAS, The Plant staff have determined that Flygt pumps would be a direct replacement to the obsolete Worthington pumps; and

WHEREAS, GAWSA staff have presented a Sole Source Justification, attached hereto, for the purchase of Flygt submersible pumps from Xylem Water Solutions, the manufacturer and vendor of Flygt pumps; and

WHEREAS, GAWSA Public Contracting Rules, Section G(1), permits the Local Contract Review Board to exempt from competitive bidding certain procurements of goods and services according to the procedures for special procurements described in ORS 279B.085

NOW, THEREFORE BE IT RESOLVED that the Board of Directors of the Green Area Water & Sanitary Authority, acting as the Local Contract Review Board, hereby exempts from the competitive bidding process, the purchase of Flygt submersible pumps from Xylem Water Solutions for its water and wastewater infrastructure systems

ADOPTED by the Green Area Water & Sanitary Authority Board of Directors on this 9th day of October 2025.

Dated: October 9, 2025

**GREEN AREA WATER AND SANITARY
AUTHORITY**

Board Chair _____

ATTEST:

SOLE SOURCE JUSTIFICATION
Green Area Water & Sanitary Authority

October 2, 2025

Department: Wastewater Treatment

Requesting Manager: Chris Sherlock

Procurement Description:

Replacement of three (3) influent wastewater pumps at wastewater treatment facility.
Purchase of goods only, installation to be contracted separately.

Estimated Cost: \$152,460.80

Vendor Name:

Xylem Water Solutions USA, Inc.
9625 SW Tualatin Sherwood Road
Tualatin, OR 97062

Analysis:

Wastewater treatment plant staff has researched the purchase of three (3) new influent pumps and has provided the following justification for sole source procurement:

UNIQUE DESIGN

The Flygt Model NT-3202 6” Submersible pump provides the same pumping characteristics as the current Worthington pumps, which are no longer manufactured. The Submersible pump in a dry-well is a unique installation, and very few manufacturers offer compatible pumps.

PAST PERFORMANCE

Xylem’s Flygt pumps have a proven record of reliability within GAWSA’s water treatment and wastewater collection systems, as well as the City of Winston’s wastewater collection system, and their performance is well-understood. Introducing a new, untested brand poses an operational risk that is unacceptable for mission-critical wastewater infrastructure. The proposed pumps are a direct replacement, providing a seamless transition and ensuring continued reliable operation.

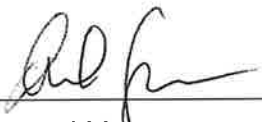
SOLE SOURCE JUSTIFICATION
Green Area Water & Sanitary Authority

COST

While other pump manufactures may offer a lower price, the long-term costs associated with integrating a different brand are substantial. These include costs for redesign, installation labor, re-programming, new spare parts inventory, and uncertainty of timely, professional support. The cost of ownership is demonstrably lower with a sole-source replacement.

BENEFITS

- **Parts availability:** by standardizing on one manufacturer, the treatment and collection system facilities can maintain an inventory of interchangeable spare parts. GAWSA experience with Xylem has shown that parts are readily available. This, along with a vendor office located within the state, leads to faster service and reduced downtime.
- **Streamlined Support:** our organization and its facilities has a pre-established relationship with Xylem, the manufacturer of Flygt pumps. This ensures expert and reliable support for maintenance, repair, and troubleshooting.
- **Operational Reliability:** Standardized equipment reduces process variability and improves system predictability. In a 24/7 critical application like wastewater pumping, this enhances reliability and reduces the risks of costly failures.



General Manager

ROGERS ENGINEERING

Structural Engineering ▪ Building Design ▪ Code Consulting ▪ Inspection Services

*558 S.E. Jackson St.
Roseburg, Oregon 97470
Ph: (541) 672-0315
rogerst@rosenet.net*

October 1, 2025

Green Area Water and Sanitary Authority
Attn: David Campos, Manager
4336 Old Hwy 99S
Roseburg, OR 97470

RE: Office Remodel – 3879 Old Hwy 99S Roseburg, OR

Rogers Engineering has reviewed the Application for Payment from Zerbach Construction for August and September. The request includes general labor, plumbing, HVAC, drywall and awning costs. A review of the construction progress at the site was conducted on September 30, 2025

The payment request of \$68,206.01 is recommended for processing.

Should you have questions or need additional information, please contact me at your convenience.



Tom Rogers, P.E.

AIA® Document G702® – 1992

Application and Certificate for Payment

TO OWNER: Green Area Water and Sanitary Authority 4336 Old Hwy 99S Roseburg, OR 97470	PROJECT: Green Area Water and Sanitary Authority Office Remodel 3879 Old Hwy 99S Roseburg, OR 97470	APPLICATION NO: 002	Distribution to: OWNER : <input checked="" type="checkbox"/> ARCHITECT : <input checked="" type="checkbox"/> CONTRACTOR : <input type="checkbox"/> FIELD : <input type="checkbox"/> OTHER : <input type="checkbox"/>
FROM Zerbach Construction 288 NE Ward Street Roseburg, OR 97470	VIA Rogers Engineering 558 SE Jackson Street Roseburg, OR 97470	PERIOD TO: September 25, 2025 CONTRACT FOR: CONTRACT DATE: 08-18-2025 PROJECT NOS: / /	

CONTRACTOR'S APPLICATION FOR PAYMENT

Application is made for payment, as shown below, in connection with the Contract. AIA Document G703^{*}, Continuation Sheet, is attached.

1. ORIGINAL CONTRACT SUM.....	258,086.31
2. NET CHANGE BY CHANGE ORDERS.....	0.00
3. CONTRACT SUM TO DATE (Line 1 ± 2).....	258,086.31
4. TOTAL COMPLETED & STORED TO DATE (Column G on G703).....	\$100,738.06
5. RETAINAGE:	
a. 5.00% of Completed Work	
(Column D + E on G703: 100,738.06)=	5,036.90
b. 0.00% of Stored Material	
(Column F on G703: 0.00)=	0.00
Total Retainage (Lines 5a + 5b or Total in Column I of G703).....	5,036.90
6. TOTAL EARNED LESS RETAINAGE.....	95,701.16
(Line 4 Less Line 5 Total)	
7. LESS PREVIOUS CERTIFICATES FOR PAYMENT.....	27,495.15
(Line 6 from prior Certificate)	
8. CURRENT PAYMENT DUE.....	68,206.01
9. BALANCE TO FINISH, INCLUDING RETAINAGE	
(Line 3 less Line 6)	162,385.15

The undersigned Contractor certifies that to the best of the Contractor's knowledge, information and belief the Work covered by this Application for Payment has been completed in accordance with the Contract Documents, that all amounts have been paid by the Contractor for Work for which previous Certificates for Payment were issued and payments received from the Owner, and that current payment shown herein is now due.

CONTRACTOR:

By:

Date: 9-26-25

State of: OR

County of: Douglas

Subscribed and sworn to before

me this

day of

Notary Public:

My Commission

expires:

ARCHITECT'S CERTIFICATE FOR PAYMENT

In accordance with the Contract Documents, based on on-site observations and the data comprising this application, the Architect certifies to the Owner that to the best of the Architect's knowledge, information and belief the Work has progressed as indicated, the quality of the Work is in accordance with the Contract Documents, and the Contractor is entitled to payment of the AMOUNT CERTIFIED.

AMOUNT CERTIFIED..... 68,206.01

(Attach explanation if amount certified differs from the amount applied. Initial all figures on this Application and on the Continuation Sheet that are changed to conform with the amount certified.)

ARCHITECT:

By: _____

Date: _____

This Certificate is not negotiable. The AMOUNT CERTIFIED is payable only to the Contractor named herein. Issuance, payment and acceptance of payment are without prejudice to any rights of the Owner or Contractor under this Contract.

CHANGE ORDER SUMMARY	ADDITIONS	DEDUCTIONS
Total changes approved in previous months by Owner	4,540.26	4,540.26
Total approved this Month	0.00	0.00
TOTALS	4,540.26	4,540.26
NET CHANGES by Change Order		0.00

THIRD AMENDMENT TO COMMERCIAL LEASE AGREEMENT

Date: *October 8, 2025*

Between: **Green Area Water & Sanitary Authority**
4336 Old Highway 99 S
Roseburg, Oregon 97471
(541) 679-6451 (“Lessor”)

And: **Happy Hills Tree Service, Inc.**
2354 Castle Ave.
Roseburg, Oregon 97471 (“Lessee”)

The Commercial Lease Agreement (“the Agreement”) between the parties dated April 1, 2022 is hereby amended as follows:

TERM. Pursuant to paragraph 2.2 of the Agreement, the term of the lease is extended for one (1) additional year, terminating on March 31, 2026.

All other terms of the Agreement are confirmed and ratified as if fully set forth herein.

IT IS HEREBY AGREED:

**GREEN AREA WATER & SANITARY
AUTHORITY**

HAPPY HILLS TREE SERVICE, INC.

Tracey Parker, Board President

Philip Witt, Owner

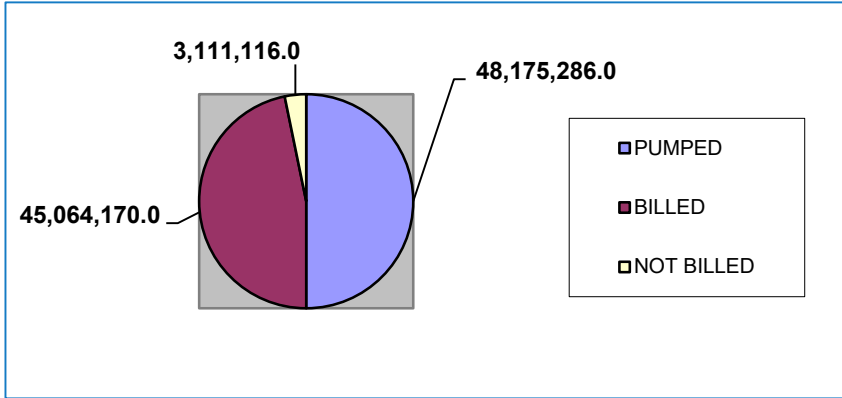
Date

Date

THIRD AMENDMENT TO COMMERCIAL LEASE AGREEMENT – Happy Hills Tree Service, Inc.

Gallons Consumed vs. Billed SEPTEMBER 2025

GALLONS PUMPED	GALLONS BILLED	PUMPED BUT NOT BILLED	WATER LOSS PERCENTAGE
48,175,286	45,064,170	3,111,116	6.46%



30 DAYS IN BILLING CYCLE: 8/11/2025 TO 9/10/2025

Repairs, leaks, etc. rendering unverifiable consumption

- 8/13/25 - Repair Service - 248 Columbia Loop Rd
- 8/19/25 - Repair Service - 459 Dodson View Rd
- 8/22/25 - Repair Service - 1510 Austin Rd
- 8/22/25 - Replace Service Line - 416 Harmony Dr
- 8/26/25 - Repair Main - 131 Creekside Ct.
- 8/26/25 - Repair Service - 179 Char
- 9/4/2025 - Replace service - 2147/2131 Green Ave
- 9/5/25 - Replace service line - 141 Kermanshaw

2023-2024	DIFFERENCE GALLONS	WATER LOSS %	2024-2025	DIFFERENCE GALLONS	WATER LOSS %	2025-2026	DIFFERENCE GALLONS	WATER LOSS %
JULY	4,149,640	7.72%	JULY	1,144,673	2.29%	JULY	5,591,708	9.83%
AUGUST	3,632,880	6.61%	AUGUST	5,232,790	10.27%	AUGUST	6,382,558	12.78%
SEPTEMBER	3,715,642	8.03%	SEPTEMBER	3,444,405	8.68%	SEPTEMBER	3,111,116	6.46%
OCTOBER	6,314,266	19.22%	OCTOBER	13,864,158	29.70%	OCTOBER		
NOVEMBER	3,754,791	14.00%	NOVEMBER	8,824,638	27.30%	NOVEMBER		
DECEMBER	3,705,892	16.51%	DECEMBER	3,000,000	12.65%	DECEMBER		
JANUARY	5,977,210	21.07%	JANUARY	3,551,400	13.16%	JANUARY		
FEBRUARY	2,925,286	13.95%	FEBRUARY	5,130,540	20.37%	FEBRUARY		
MARCH	1,771,076	7.89%	MARCH	5,485,656	21.28%	MARCH		
APRIL	5,873,172	22.55%	APRIL	6,934,420	25.62%	APRIL		
MAY	4,852,563	16.39%	MAY	6,535,990	18.97%	MAY		
JUNE	7,961,310	19.26%	JUNE	7,033,175	15.27%	JUNE		
AVERAGE LOSS:	4,552,811	14.43%	AVERAGE LOSS:	5,848,487	17.13%	AVERAGE LOSS:	5,028,461	9.69%

Green Area Water & Sanitary Authority
Customer Payment History - Summary

Sort Order : Payment Source
 From: 9/1/2025 Through: 9/30/2025

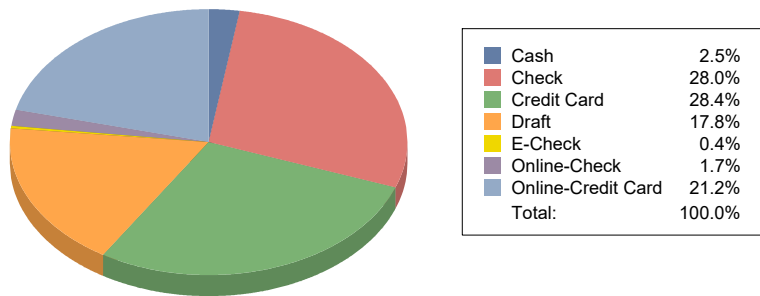
Payment Method	Quantity	Payment Amount
Cash	73	\$7,961.36
Check	828	\$105,332.35
Credit Card	839	\$78,921.91
Draft	526	\$59,558.55
E-Check	13	\$1,564.70
Online-Check	50	\$6,031.17
Online-Credit Card	628	\$66,440.10

Summary totals do not include reversed/transferred payments.

Service	Trans. Amount
Miscellaneous	\$(5,671.63)
Second Level Charge	\$(700.00)
Service Charge	\$(78,498.93)
Sewer	\$(120,410.47)
Water	\$(120,529.11)
Totals	\$(325,810.14)

Payment Method	Quantity	Payment Amount
Payment Source		
Amount		
Autopay		
Credit Card		\$(50,068.30)
Draft		\$(59,558.55)
		\$(109,626.85)
Customer Portal		
Online-Check		\$(6,031.17)
Online-Credit Card		\$(66,440.10)
		\$(72,471.27)
IVR		
Credit Card		\$(3,361.30)
E-Check		\$(410.20)
		\$(3,771.50)
Lockbox		
Check		\$(83,549.88)
		\$(83,549.88)
Manual		
Cash		\$(7,961.36)
Check		\$(21,782.47)
Credit Card		\$(25,492.31)
E-Check		\$(1,154.50)
		\$(56,390.64)
Totals		\$(325,810.14)

Payment Breakdown



Green Area Water & Sanitary Authority Transaction List - Summary

Sort order: Customer No.

From: 9/1/2025 Through: 9/30/2025

Limited to :

Transaction Types: Collection Write-Off, Interest, Misc Chrg., Penalty, Shutoff, Write-Off

Deposits Transaction Types:

Transaction Type	Applies To	Transaction Amount
Collection Write-Off	Water Charge	(\$286.55)
	Water Delinquency	(\$45.00)
	Service Charge Charge	(\$605.54)
	Service Charge Delinquency	(\$50.00)
	Sewer Charge	(\$889.59)
		(\$1,876.68)
Delinquency	Water Interest	\$60.00
	Water Penalty	\$2,760.00
	Water Shutoff	\$25.00
	Service Charge Interest	\$700.00
	Service Charge Penalty	\$55.00
	Service Charge Shutoff	\$325.00
	Sewer Interest	\$20.00
	Sewer Penalty	\$100.00
		\$4,045.00
Misc Chrg.	Water (AF)	\$25.00
	Water (DHF)	\$80.00
	Miscellaneous (BF)	\$375.00
	Service Charge (AF)	\$625.00
		\$1,105.00
Grand Total:		\$3,273.32

Green Area Water & Sanitary Authority

Superintendents Report

October 2025

We are currently working on doing some re-plumbing inside our MIOX room, that we are going to complete before we need to start using the basin again.

We recently had a coupling fail between the pump and motor on our C.I.P system. It will be replaced ASAP when it comes in.

We are almost done with our Cyanotoxin testing for the year. Our facility has not had a positive hit.

Our level indicator in our ACH tank has broke. A replacement has been ordered and will be installed when it arrives.

We have received chemical shipments at the water treatment plant of citric acid, phosphoric acid and salt.

We have beat the weather and the sedimentation pond has been cleaned.

We are looking at replacing one of our compressors that run the treatment plant. We have received two bids, and are waiting on the third, for that replacement. I'll give an overview of our situation at the meeting.

Dyer Engineering has completed the plans for the Grant Smith Rd waterline project. We are also continuing to work on items regarding future capital projects. Shannon met with Dyer and Camp Creek at G4 regarding some capital project costs, and I gave Keenan from Dyer, a tour of the old town tank location.

We've got multiple employees on vacation this month, as well as two crew members attending the OAWU short school from the 20th thru 23 of October.

We had some minor electrical work done on our rental on Harmony Ln.

The Hwy. 42 project should be paving in our area in October. This will affect some manholes and some water valves, which are scheduled to be raised in conjunction with the project. Everything seems to be going good as far as we're concerned.

If you have any questions, please feel free to give me a call at 541-670-1215

Thanks Alan

**MONTHLY REPORT ON LATERAL EXPANSION
CONVEYED FOR DOUGLAS COUNTY'S
ROSEBURG LANDFILL TO INGRAM ROAD
WASTE WATER TREATMENT FACILITY**

Date	Gallons	pH	Ammonia	Loading	Delivering	Discharge Location	Date	Gallons
9/2/2025	5500	8.44	0.022	WEAR	WEAR	INGRAM	9/1/2025	-
9/2/2025	5500	8.37	0.015	ADKINS	ADKINS	INGRAM	9/2/2025	22,000
9/2/2025	5500	8.29	0.015	ADKINS	ADKINS	INGRAM	9/3/2025	-
9/2/2025	5500	8.28	0.015	ADKINS	ADKINS	INGRAM	9/4/2025	27,500
9/4/2025	5500	8.47	0.015	WEAR	WEAR	INGRAM	9/5/2025	-
9/4/2025	5500	8.37	0.015	WEAR	WEAR	INGRAM	9/6/2025	-
9/4/2025	5500	8.28	0.015	WEAR	WEAR	INGRAM	9/7/2025	38,500
9/4/2025	5500	8.26	0.015	WEAR	WEAR	INGRAM	9/8/2025	-
9/4/2025	5500	8.27	0.015	WEAR	WEAR	INGRAM	9/9/2025	16,500
9/7/2025	5500	8.47	0.015	ADKINS	ADKINS	INGRAM	9/10/2025	-
9/7/2025	5500	8.41	0.015	ADKINS	ADKINS	INGRAM	9/11/2025	33,000
9/7/2025	5500	8.41	0.015	ADKINS	ADKINS	INGRAM	9/12/2025	-
9/7/2025	5500	8.39	0.015	ADKINS	ADKINS	INGRAM	9/13/2025	-
9/7/2025	5500	8.34	0.015	ADKINS	ADKINS	INGRAM	9/14/2025	33,000
9/7/2025	5500	8.28	0.015	ADKINS	ADKINS	INGRAM	9/15/2025	-
9/7/2025	5500	8.26	0.015	ADKINS	ADKINS	INGRAM	9/16/2025	5,500
9/9/2025	5500	8.38	0.015	ADKINS	ADKINS	INGRAM	9/17/2025	-
9/9/2025	5500	8.38	0.015	ADKINS	ADKINS	INGRAM	9/18/2025	16,500
9/9/2025	5500	8.32	0.015	ADKINS	ADKINS	INGRAM	9/19/2025	22,000
9/11/2025	5500	8.49	0.017	ANDREW	ANDREW	INGRAM	9/20/2025	-
9/11/2025	5500	8.39	0.017	ANDREW	ANDREW	INGRAM	9/21/2025	44,000
9/11/2025	5500	8.34	0.017	ANDREW	ANDREW	INGRAM	9/22/2025	-
9/11/2025	5500	8.3	0.017	ANDREW	ANDREW	INGRAM	9/23/2025	-
9/11/2025	5500	8.29	0.017	ANDREW	ANDREW	INGRAM	9/24/2025	33,000
9/11/2025	5500	8.28	0.017	ANDREW	ANDREW	INGRAM	9/25/2025	-
9/14/2025	5500	8.54	0.017	ADKINS	ADKINS	INGRAM	9/26/2025	22,000
9/14/2025	5500	8.5	0.031	ADKINS	ADKINS	INGRAM	9/27/2025	-
9/14/2025	5500	8.45	0.031	ADKINS	ADKINS	INGRAM	9/28/2025	-
9/14/2025	5500	8.41	0.031	ADKINS	ADKINS	INGRAM	9/29/2025	22,000
9/14/2025	5500	8.48	0.031	ADKINS	ADKINS	INGRAM	9/30/2025	22,000
9/14/2025	5500	8.38	0.031	ADKINS	ADKINS	INGRAM		-
9/16/2025	5500	8.32	0.031	ADKINS	ADKINS	INGRAM		-
9/18/2025	5500	8.42	0.042	MOULDEN	MOULDEN	INGRAM	Montly Total	357,500
9/18/2025	5500	8.38	0.042	MOULDEN	MOULDEN	INGRAM		
9/18/2025	5500	8.28	0.042	MOULDEN	MOULDEN	INGRAM	check	357,500
9/19/2025	5500	8.3	0.031	ADKINS	ADKINS	INGRAM		
9/19/2025	5500	8.18		MOULDEN	MOULDEN	INGRAM		
9/19/2025	5500	8.19		MOULDEN	MOULDEN	INGRAM		
9/19/2025	5500	8.16		MOULDEN	MOULDEN	INGRAM		
9/21/2025	5500	8.38	0.053	ADKINS	ADKINS	INGRAM		
9/21/2025	5500	8.32	0.053	ADKINS	ADKINS	INGRAM		
9/21/2025	5500	8.3	0.053	ADKINS	ADKINS	INGRAM		
9/21/2025	5500	8.31	0.053	ADKINS	ADKINS	INGRAM		

9/21/2025	5500	8.27	0.053	ADKINS	ADKINS	INGRAM
9/21/2025	5500	8.27	0.053	ADKINS	ADKINS	INGRAM
9/21/2025	5500	8.28	0.053	ADKINS	ADKINS	INGRAM
9/21/2025	5500	8.25	0.053	ADKINS	ADKINS	INGRAM
9/24/2025	5500	8.36	0.039	FREDRICKS	FREDRICKS	INGRAM
9/24/2025	5500	8.29	0.039	FREDRICKS	FREDRICKS	INGRAM
9/24/2025	5500	8.25	0.039	FREDRICKS	FREDRICKS	INGRAM
9/24/2025	5500	8.17	0.039	FREDRICKS	FREDRICKS	INGRAM
9/24/2025	5500	8.13	0.039	FREDRICKS	FREDRICKS	INGRAM
9/24/2025	5500	8.12	0.039	FREDRICKS	FREDRICKS	INGRAM
9/26/2025	5500	8.14	0.073	FREDRICKS	FREDRICKS	INGRAM
9/26/2025	5500	8.11	0.073	FREDRICKS	FREDRICKS	INGRAM
9/26/2025	5500	8.08	0.073	FREDRICKS	FREDRICKS	INGRAM
9/26/2025	5500	8.1	0.073	FREDRICKS	FREDRICKS	INGRAM
9/29/2025	5500	8.22	0.031	ADKINS	ADKINS	INGRAM
9/29/2025	5500	8.17	0.031	ADKINS	ADKINS	INGRAM
9/29/2025	5500	8.16	0.031	ADKINS	ADKINS	INGRAM
9/29/2025	5500	8.14	0.031	ADKINS	ADKINS	INGRAM
9/30/2025	5500	8.16	0.031	ADKINS	ADKINS	INGRAM
9/30/2025	5500	8.13	0.015	ADKINS	ADKINS	INGRAM
9/30/2025	5500	8.1	0.015	ADKINS	ADKINS	INGRAM
9/30/2025	5500	8.11	0.015	ADKINS	ADKINS	INGRAM

Winston- Green WWTF Monthly Numbers

September 2025

General

1.) Plant Flow (MG)	<u>2025</u>		<u>2024</u>	
<i>Winston</i>	13.17	44%	13.39	46%
<i>Green</i>	17.00	56%	15.48	54%
<i>Rainfall</i>	1.02		0.43	

2.) Leachate

WWTF:	0	121000
Ingram:	357,500	
Total:	357,500	121,000

3.) Bio-Solids

- 1.) Drying Beds: 0 gallons
- 2.) Land Application: 234,000 gallons

Monthly Notes

- Hauled Liquid Biosolid's
- Dealt with several power outages throughout the month
 - This was due to enhanced safety shutoffs from Pacific Power
- Had a Cell meltdown of the microchlor system
 - Replacement cell has been ordered along with a spare
- Emptied 3 of the 4 sludge storage tanks. The other should be emptied in the next few weeks depending on weather
- Another Diesel Dump to the plant
 - More testing has been done to narrow down where it is coming from

FLOW ALLOCATION CHART

MONTH	WINSTON MG	GREEN MG	GREEN Calculated MG	LANDERS LN. MG	LEACHATE (Ingram) MG	TOTAL MG	RAINFALL
Jan.25	37.47	31.60	31.92	0.891	0.567	69.39	2.98
Feb.25	33.23	29.76	29.49	0.789	1.062	62.72	3.99
Mar.25	47.88	37.97	37.77	1.089	1.293	85.65	8.36
Apr.25	26.89	34.25	33.76	0.560	1.051	60.65	0.81
May.25	17.41	21.16	20.97	0.352	0.539	38.38	0.57
June.25	14.22	18.66	18.55	0.334	0.435	32.78	0.18
July.25	14.03	17.51	17.45	0.339	0.396	31.48	0.10
Aug.25	13.49	16.49	16.49	0.392	0.385	29.98	0.14
Sept.25	13.17	17.00	17.16	0.469	0.308	30.33	1.02
Oct.24	15.49	17.66	18.19	0.531		33.68	1.86
Nov.24	28.71	31.80	32.40	0.595		61.11	8.54
Dec.24	39.53	40.32	40.91	0.595		80.44	9.14
TOTAL	301.53	314.16	315.06	6.937		616.59	37.69
GREEN Flow Calculated		315.06					
APPORTIONMENT	48.90%	51.10%					
				100%			

WINSTON-GREEN WWTF

SYSTEM CLASSIFICATION: IV PERMIT # 100554

FILE # 98400

COUNTY: DOUGLAS

POPULATION: 10000

TYPE: RBC / ACTIVATED SLUDGE

BIOSOLIDS

D A T E	TOTAL FLOW MGD	INF PH	INF CBOD mg/l	INF SS mg/l	NH3 N EFF	TKN EFF	NO2 EFF	NO3 EFF	TOTAL P EFF	EFF PH	EFF TEMP MAX	EFF CBOD mg/l	% REM CBOD	LBS CBOD DIS	EFF SS mg/l	% REM SS	LBS DIS SS	CL2 RES mg/l	CL2 USED GAL.	ECOLI COL	BIOSOLIDS LAND gallons	DRYING BEDS gallons	RAIN FALL inches
1	1.188	7.4								7.7	25.5							0.08	413				
2	1.195	7.3	277	614	0.1	3.9	0.0	15.8	1.4	7.3	25.7	2.9	99%	29	2.2	100%	22	0.08	418	30.5	18,000		
3	1.184	7.2	195	401						6.8	25.9	2.8	99%	28	2.4	99%	24	0.05	414		31,500	0.01	
4	1.143	7.4								7.2	25.9							0.05	411		27,000	0.01	
5	1.143	7.6	230	652						7.1	26.0	3.1	99%	30	6.0	99%	57	0.07	410			0.01	
6	1.110	7.4								6.9	25.7							0.09	406				
7	1.253	7.5								7.0	25.4							0.09	425				
8	1.203	7.5	278	477	0.07	2.50	0.04	18.4	6.5	7.1	25.5	3.2	99%	32	2.4	99%	24	0.07	419		22,500	0.22	
9	1.247	7.5								7.0	25.4							0.08	465	1.0		0.28	
10	1.265	7.4	212	570	0.07					7.1	25.3	3.4	98%	36	2.8	100%	30	0.09	487			0.01	
11	1.246	7.5								7.1	25.2							0.08	484	5.2	13,500		
12	1.163	7.6	332	506						7.1	25.1	2.9	99%	28	1.2	100%	12	0.09	471		22,500		
13	1.135	7.5								6.9	25.1							0.09	468				
14	1.289	7.5								7.1	24.9							0.09	490	2.0		0.17	
15	1.177	7.5	279	576	0.04	6.89	0.04	15.9	5.4	7.4	24.8	2.5	99%	25	2.0	100%	20	0.09	474		9,000		
16	1.182	7.5								7.0	24.7							0.09	475	1.0			
17	1.178	7.6	225	506	0.16					7.3	24.8	2.4	99%	24	1.8	100%	18	0.09	474				
18	1.135	7.5								7.0	24.5							0.09	468				
19	1.164	7.5	311	606						6.9	24.8	2.9	99%	28	3.8	99%	37	0.08	472				
20	1.095	7.5								7.0	24.9							0.07	462				
21	1.236	7.4								7.0	24.4							0.08	483	<1		0.01	
22	1.117	7.5								7.4	24.4							0.07	465				
23	1.070	7.5	227	502	0.25	8.49	0.08	16.7	1.8	7.2	24.3	5.0	98%	45	2.4	100%	21	0.07	458	13.2	13,500		
24	1.200	7.5	202	499	0.86					6.9	24.3	1.8	99%	18	2.0	100%	20	0.09	475		22,500		
25	1.086	7.5								7.3	24.3							0.08	462		13,500		
26	1.126	7.5	294	628						6.8	23.8	2.9	99%	27	4.2	99%	39	0.08	466		40,500		
27	1.126	7.5								7.3	23.8							0.08	467				
28	1.210	7.4								7.1	23.6							0.07	479	23.0			
29	1.213	7.4	276	555	1.16	8.63	0.16	17.1	1.6	7.2	23.4	3.3	99%	33	6.6	99%	67	0.09	478	<1		0.15	
30	1.186	7.4								7.3	23.6							0.08	476			0.15	
TOT	35.27													382			390		13,715		234,000	0	1.02
MAX	1.289	7.6	332	652	1.16	8.63	0.16	18.4	6.5	7.7	26.0	5.0	99%	45	6.6	100%	67	0.09	490	30.5	40,500	0	0.28
MIN	1.070	7.2	195	401	0.04	2.50	0.03	15.8	1.4	6.8	23.4	1.8	98%	18	1.2	99%	12	0.05	406	1.0	9,000	0	0.01
AVG	1.176	7.5	257	546	0.33	6.08	0.07	16.8	3.4	7.1	24.8	3.0	99%	29	3.1	99%	30	0.08	457		21,273		0.10
LBS AVG																							915.1

EXCESS THERMAL LOAD
WEEKLY AVG. Mkcal/day

EFF TEMP ©
WEEKLY AVG.

I certify that I am familiar with the information
contained in this report and that to the best of my
knowledge such information is true, complete
and accurate.

Christopher W. Sherlock
SUPERINTENDENT T IV